

Canvas is developing a new quiz engine which is expected to become the default quiz tool by summer 2022. Instructors have the [option to enable the tool](#) in their course. New Quizzes has **some nice new features**. It [also has some concerns](#) you should review before deciding to use the tool. We anticipate most of these issues will be addressed over the next year.

<https://community.canvaslms.com/t5/Instructor-Guide/tkb-p/Instructor#NewQuizzes>

Prerequisites:	2
Timeline:.....	2
Classic vs. New Quizzes Feature Comparison	2
New Features:	2
New Question Types:	2
Additional options for grading fill in the blank question responses:.....	3
Areas Still Under Development – Please Read!	3
Cannot Migrate Question Banks OR Quizzes Based on Question Banks.....	3
Partial Credit – Currently Available For Two out of five Question Types	3
Item (Question) Banks Associated with User, Not Course.....	3
Proctoring:.....	4
Images	4
Enable New quizzes in your course	4
I. Migrate A Classic Quiz to New Quizzes.....	4
II. Create a New Quiz.....	5
A. Add Questions	6
B. Question Types	6
C. Quiz Settings:	6
D. Moderate / Time Accommodations.....	7
III. Points / Scoring.....	8
A. Points on assignment vs. points per question	8
B. Regrade.....	8
IV. Question Item Banks	9
A. Create an item bank.....	9
B. Add a content to an item bank	9
C. How to share an item bank in same course.....	9
D. Delete an item bank.....	10

PREREQUISITES:

- Can migrate classic quizzes with standalone questions.
- Cannot yet migrate classic quizzes which relies on question banks.
- Migration of Question banks is still in development.

Classic Quizzes

For the time being, tools, Speedgrader, analysis, this is the

New Quizzes

This has more ques categorization, mat moderation and ac

TIMELINE:

Canvas plans to move to New Quizzes by summer 2022.

CLASSIC VS. NEW QUIZZES FEATURE COMPARISON

<https://community.canvaslms.com/docs/DOC-12115-new-quizzes-feature-comparison>

NEW FEATURES:

- Can shuffle answers per question, not just on the overall quiz.
- Can require waiting period between quiz attempts.
- Can regrade most question types.
- Fudge points are still available.
- Time accommodation for a student for All new quizzes in a course, not just one at a time.

New Question Types:

[Hot spot questions](#) – upload image. Students have to identify a specific area on the image.
E.g. On this image identify the gall bladder.

[Stimulus question](#) – insert content (text, image, online article, video, etc.) that is then tied to a number of questions.

Stimulus appears on the left and questions on the right.

E.g. On the left show an article from *CSU Source*, on right have 5 questions related to that article.

[Categorization question](#) - students need to place items in correct category.

E.g. Which are mammals and which are reptiles?

[Ordering Question](#) – students place items in the correct order.

E.g. Place original colonies in the order in which they ratified the Constitution.

Additional options for grading fill in the blank question responses:

- Contains – word appears in the student’s response
- Close enough – uses Levenshtein Distance to determine if response is close enough to correct answer.
-Levenshtein Distance is the number of single-character edits needed to change one word to another.
- Exact match – Case and spelling need to be correct.

AREAS STILL UNDER DEVELOPMENT – PLEASE READ!

Cannot Migrate Question Banks OR Quizzes Based on Question Banks

Currently, there is not a way to migrate classic questions banks or classic quizzes which rely on questions banks. Canvas knows that this is a priority for CSU and other schools and is plans to provide a solution before summer 2022.

Partial Credit – Currently Available For Two out of five Question Types

Multiple Answer

Partial credit is calculated by dividing the total points possible by the number of correct answers for the question. This amount is awarded for each correct answer selected and deducted for each incorrect answer selected. No points are awarded or deducted for answers that are not selected.

Fill in the blank(s)

Each blank space is given a point value calculated by dividing the total points possible by the number of blank spaces. Correct answer choices are awarded this point value and no points are subtracted for incorrect answers.

These question types **Do Not Yet allow for partial grading.**
Currently, points are assigned as all or nothing.

- Matching
- Categorization
- Ordering

Item (Question) Banks Associated with User, Not Course.

In new quizzes, item banks of questions are associated with a user, not a course. A teacher can share an item bank with other teachers or TA’s. If the owner deletes an item bank, anyone with shared access to that bank will no longer be able to access those questions.

Proctoring:

- Respondus LockDown Browser (LDB) does work with New Quizzes. It is a slightly different process for students to [use LDB with New Quizzes](#).
- HonorLock does not yet work with New Quizzes.

Images

Images can be added to a new quiz from a user's local computer.

Currently, you cannot select an image from the Files area of your Canvas course for a new quiz.

Who Can Create a New Quiz?

Teachers and Assistant Teachers can create a new quiz in Canvas.

We have created a new role – Designer New Quizzes. If you plan to add a designer to your course and would like them to be able to create New Quizzes, please add them as Designer New Quizzes.

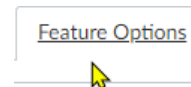
TA's and standard Designers cannot create a new quiz.

ENABLE NEW QUIZZES IN YOUR COURSE


On the **bottom left course menu** *click* **Settings**.



At the top *click* on the **Feature Options** tab.



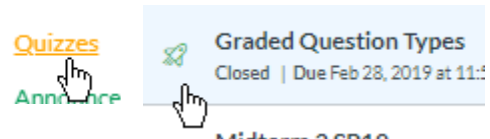
To the right of the **New Quizzes** *click* on the **circle** icon to enable. Will appear green with white check mark).



I. MIGRATE A CLASSIC QUIZ TO NEW QUIZZES

You can migrate a Classic Quiz to a New Quiz if the questions on the Classic Quiz are not pulled from a Question Bank.

Note: At this time, there is NOT a way to migrate a Classic Quiz which relies on questions drawn from a Question Bank.



Under **Quizzes**, a Classic quiz has a rocket ship icon which is clear in the center.

To the far right of a classic quiz, under the **three dot menu**, select **Migrate**.

Migrated quiz will appear under **Assignments**, with the **traditional paper and pencil icon**.



Verify After Migration

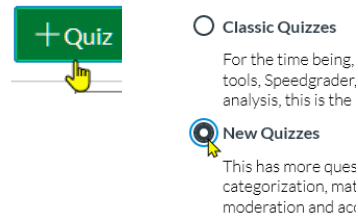
After you migrate a quiz you should check each question as an instructor. And Preview the quiz as a student to insure everything works correctly.

II. CREATE A NEW QUIZ

On the **left course menu** click **Quizzes**.

At the top click **+ Quiz**.

Select **New Quizzes**



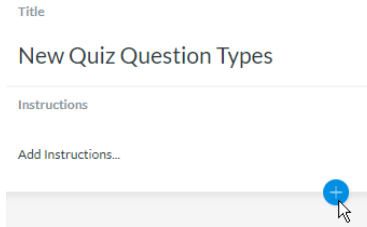
Type the **quiz name, points, etc.** Then click **Save or Save & Publish**.

Note: We recommend the points you enter be equal to the points on the quiz itself. The quiz points equal the number of questions times the number of points per question. See the Points/Scoring section of this document for additional information.

A screenshot of a form titled 'New Quiz All Ques Types'. It has three input fields: 'Points' with the value '100', 'Assignment Group' with the value 'New Quizzes', and 'Display Grade as' with the value 'Points'. To the right of the form are two buttons: 'Save & Publish' and 'Save'. A yellow hand cursor is pointing at the 'Save' button.

A. Add Questions

Click on the “+” symbol at the bottom to add a question to the quiz.

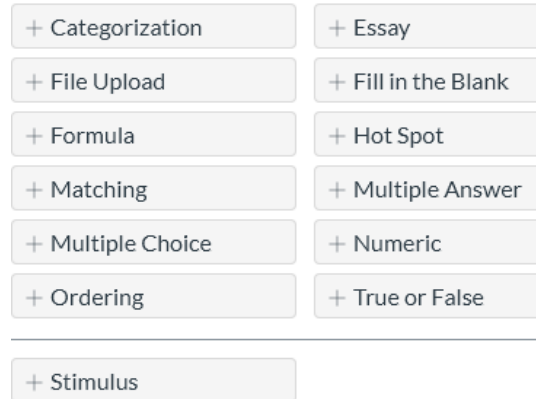


B. Question Types

New questions types include:

Categorization, Hot Spot, Ordering, Stimulus

Note: Images are pulled from a local computer, not from Files in the course.

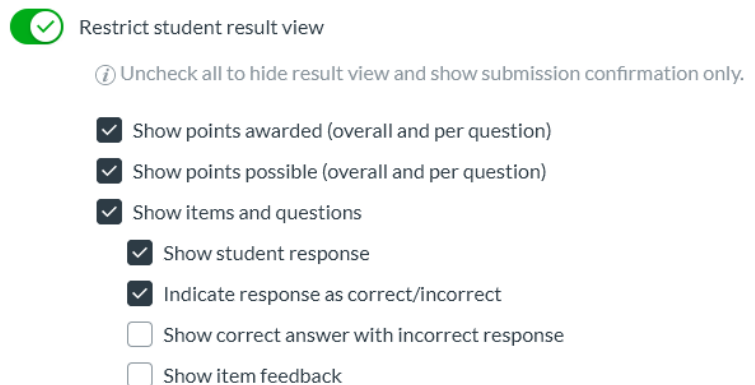
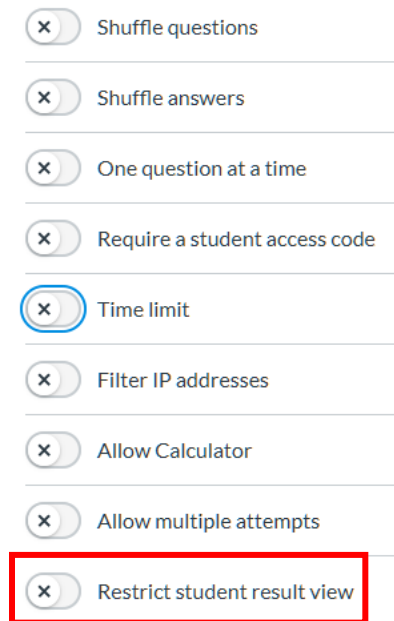


C. Quiz Settings:

At the top of the quiz *click* **Settings**.



After students finish a quiz, by default they can see everything about the quiz, unless you click on “**Restrict student result view**” and select the options you wish to enforce.



Waiting Period

Under “Allow multiple attempts” you now have the option to enable a waiting period between attempts.

Waiting period

Require time between attempts


Days Hours Minutes

0	0	0
---	---	---

D. Moderate / Time Accommodations

Moderate

- View number of attempts, score, time to complete.
- Allow additional attempts, additional time for attempt.

Student	Attempts	Score	Time
 kevinstudent	---	---	---

Click **Moderate** next to a student’s name to give an additional attempt or time.

Moderate

Assessment Settings
1 attempt

Additional Attempts

0

Assessment Settings
Time limit - unlimited

Time adjustments

None

For learning accommodation, click under Accommodations for a student to add additional time to all of their quiz attempts in the course..

i These settings will be applied to all course assessments for this student.

Time adjustments

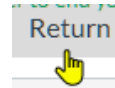
Time limit multiplier

Time limit multiplier

1.5

Leave New Quizzes

At the top click Return to go back to your Canvas course.



III. POINTS / SCORING

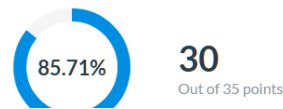
A. Points on assignment vs. points per question

With New Quizzes, an instructor can set a point value for the quiz, which can be different than the sum of the points per question. Realizing that seeing two different point totals for the same quiz may be confusing for your students, we **recommend that the points you assign to the quiz and the sum of the points per question be the same.**

e.g. When you create a new quiz as an Assignment, you can designate the points the quiz for the quiz as 45.

On the quiz itself, you create 7 questions, each worth 5 points, for a total of 35 points.

What student sees when they finish quiz:

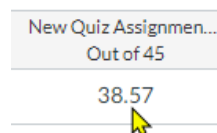


What student sees under Grades:

Score	Out of
38.57	45

What instructor sees:

Grade book



Speed Grader

85.71% 30
Score Out of 35 points

Assessment
Grade out of 45

38.57

B. Regrade

In SpeedGrader, you can [regrade most questions types](#) except for file upload and essay questions.



IV. QUESTION ITEM BANKS

<https://community.canvaslms.com/t5/Instructor-Guide/How-do-I-manage-item-banks-in-New-Quizzes/ta-p/1052>


- Similar to Question Banks, contain questions which can be reused.
- Access or create an item bank once you're in a new quiz.
- Need to be in a new quiz in order to access question banks.
- A key difference: an item bank is associated with the user not the course.
-Can be shared with other instructors or TA's.

A. Create an item bank

<https://community.canvaslms.com/t5/Instructor-Guide/How-do-I-create-an-item-bank-in-New-Quizzes/ta-p/593>

To create a question bank, create or enter a new quiz.

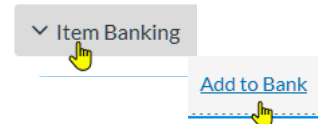
- In the top right, select Item Banks.
- At the top right click + Bank



B. Add a content to an item bank

<https://community.canvaslms.com/t5/Instructor-Guide/How-do-I-add-content-to-an-item-bank-in-New-Quizzes/ta-p/587>

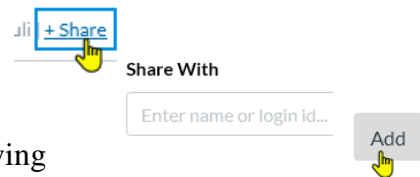
- Create a question in a new quiz.
- Add the question to an item bank.
- Currently, this is performed one question at a time.



C. How to share an item bank in same course.

<https://community.canvaslms.com/t5/Instructor-Guide/How-do-I-share-an-item-bank-in-New-Quizzes/ta-p/910>

- **To avoid complications, we recommend that you DO NOT share items banks with instructors in Different courses!**
- An item bank is associated with a specific user in Canvas.
- A user can choose to share their item bank with other instructors or TA's, we recommend, in the same course.
- Sharing an item bank gives users full access to the item bank, including adding items to the bank, sharing or removing users from the bank, and deleting the bank.



- Changing a question in an item bank changes the question for all users with access to that item bank.
- Changing question in item bank will change the question on a quiz IF students have not yet taken the quiz.
- IF students have already taken the quiz, the question changed in the item bank will Not change on the quiz.

D. Delete an item bank.

Deleting an item bank of questions removes access for the owner and for anyone with whom the item bank was shared. It does not remove any of the question bank questions from existing quizzes.

